

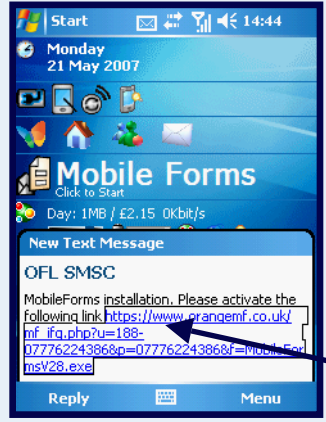
# Aeromark Mobile Forms

## User Guide - PDA Users

### How to Download Mobile Forms



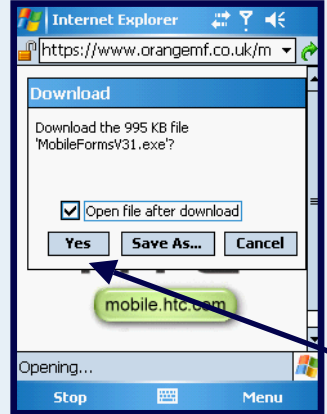
1.



When your Administrator has set your PDA up as a User, you will receive this message on your PDA screen.

Click on the link.


2.



PDA now shows a Download option screen.

Click YES.

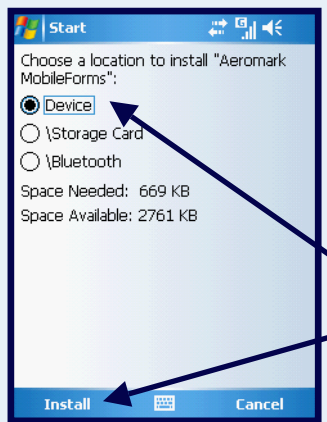
3.



PDA now shows a screen giving the option to activate an executable (.exe) file.

It is compatible with all Windows PDA devices and will not harm your device.


4.



PDA now shows options as to where to install.

Click Device.

Click INSTALL.



# Aeromark Mobile Forms

## User Guide - PDA Users How to Run Mobile Forms



**5.**



PDA now shows that Mobile Forms is installed.

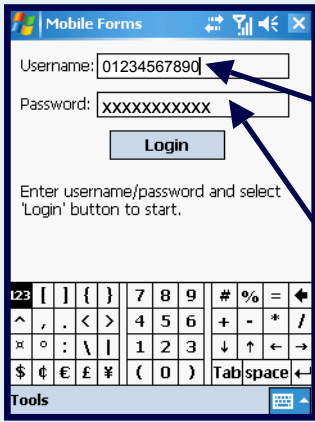
Click OK.

**6.**



To Log In, click "Mobile Forms".

**7.**



PDA will show your Username (which is your mobile number) automatically - if not, please enter it here.

Enter your Password (which is the same as your mobile number.)

Click LOGIN.

